



Monitoring Report

CARBON OFFSET UNIT (CoU) PROJECT



3 MW HPDCAPL at JEMEITHANG

Title: 3 MW Small Scale Hydro Power project in Jemeithang, Arunachal Pradesh, India

Version 2.0

Date 22/04/2025

Second CoU Issuance Period: 02 Years

Monitoring Period: 01/01/2022 to 31/12/2023



Monitoring Report (MR)
CARBON OFFSET UNIT (CoU) PROJECT

Monitoring Report	
Title of the project activity	3 MW Small Scale Hydro Power project in Jemeithang, Arunachal Pradesh, India
UCR Project Registration Number	028
Version	2.0
Completion date of the MR	22/04/2025
Monitoring period number and duration of this monitoring period	Monitoring Period Number: 02 Duration of this monitoring Period: 02 Years (first and last days included (01/01/2022 to 31/12/2023))
Project participants	Creduce Technologies Private Limited (Representator) Hydro Power Development Corporation of Arunachal Pradesh Limited (Project Proponent)
Host Party	India
Applied methodologies and standardized baselines	Applied Baseline Methodology: AMS-I.D.: “Grid connected renewable electricity generation”, Version 18
Sectoral scopes	01 Energy industries (Renewable/Non-Renewable Sources)
Estimated amount of GHG emission reductions for this monitoring period in the registered PCN	2022: 4,335 CoUs (4,335 tCO ₂ eq)
	2023: 6,115 CoUs (6,115 tCO ₂ eq)
Total:	10,450 CoUs (10,450 tCO ₂ eq)

SECTION A. Description of project activity

A.1. Purpose and general description of project activity

The proposed project activity with title under UCR “3 MW Small Scale Hydro Power project in Jemeithang, Arunachal Pradesh, India”, is a grid connected Hydro Electric Power project located in Tawang district in the state of Arunachal Pradesh (India). The project is an operational activity with continuous reduction of GHG, currently being applied under “Universal Carbon Registry” (UCR). This project is a run-of river project.

a) Purpose of the project activity and the measures taken for GHG emission reductions

The project activity aims to harness kinetic energy of water (renewable source) to generate electricity. The net generated electricity from the project activity is sold to state electricity board i.e., Department of power, Govt. of Arunachal Pradesh, Itanagar under the Power Purchase Agreement (PPA) signed between the Project Proponent (PP) and the utility. In pre-project scenario, electricity delivered to the grid by the project activity would have otherwise been generated by the operation of fossil fuel-based grid-connected power plants and by the addition of new fossil fuel-based generation sources in the grid. Currently, NEWNE grid is connected to large numbers of fossil fuel-based power plants. Hence, project activity is displacing the gross electricity generation i.e., 11,612 MWh from the NEWNE grid. The project activity doesn't involve any GHG emission sources. The annual and the total CO₂e emission reduction by the project activity over the defined monitoring period is as per **Annexure I**.

b) Brief description of the installed technology and equipment

The project activity involves Two hydro turbine generators of Horizontal Pelton of 1500 kW capacity each. The aggregated installed capacity of the power plant is 3 MW (i.e., 3000 kW).

The Project activity comprises of the following different civil structures, combinedly known as hydro power plant. The kinetic energy of water flowing from river is converted into mechanical energy using hydraulic turbine, which is then converted into electrical energy using generator. The water used in this process is again diverted to the river stream through proper arrangements.

Below is the description of different components of a hydro power plant.

1. **Diversion structure (trench weir):** A diversion structure is required across the Nallah for diverting its water for power generation. The Nallah bed consists of pebbles, gravels and boulders.
2. **Intake/Power Channel:** The water fed from Desilting tank is led to tunnel inlet portal through a Rectangular R.C.C channel also known as Intake or Power Channel.
3. **Desilting Tank:** A Desilting chamber is considered necessary to remove silt particles to minimize the abrasion effects on the turbine runners.
4. **Penstock:** Water from Forebay is being taken to the Powerhouse to run hydraulic turbine through pressurized penstock pipe running from Forebay tank.
5. **Power House Building:** Power house building is a simple structure housing the generating units, auxiliary equipment, control panels and suitable outlet for tail water discharge.
6. **Tail Race Channel:** Turbine discharge shall be disposed to river through the separate tailrace channel.

c) Relevant dates for the project activity (e.g., construction, commissioning, continued operation periods, etc.)

The duration of the crediting period corresponding to the monitoring period is covered in this monitoring report.

UCR Project ID : 028
Start Date of Crediting Period : 01/01/2022
The project was commissioned on : 23/01/2020

d) Total GHG emission reductions achieved or net anthropogenic GHG removals by sinks achieved in this monitoring period

The total GHG emission reductions achieved in this monitoring period is as follows:

Summary of the Project Activity and ERs Generated for the Monitoring Period	
Start date of this Monitoring Period	01/01/2022
Carbon credits claimed up to	31/12/2023
Total ERs generated (tCO _{2eq})	10,450 tCO _{2e}
Leakage	0
Project Emission	0

e) Baseline Scenario

As per the approved consolidated methodology AMS-I.D. Version 18, if the project activity is the installation of a new grid-connected renewable power plant/unit, the baseline scenario is the following: **“The baseline scenario is that the electricity delivered to the grid by the project activity would have otherwise, been generated by the operation of grid-connected power plants and by the addition of new generation sources into the grid”.**

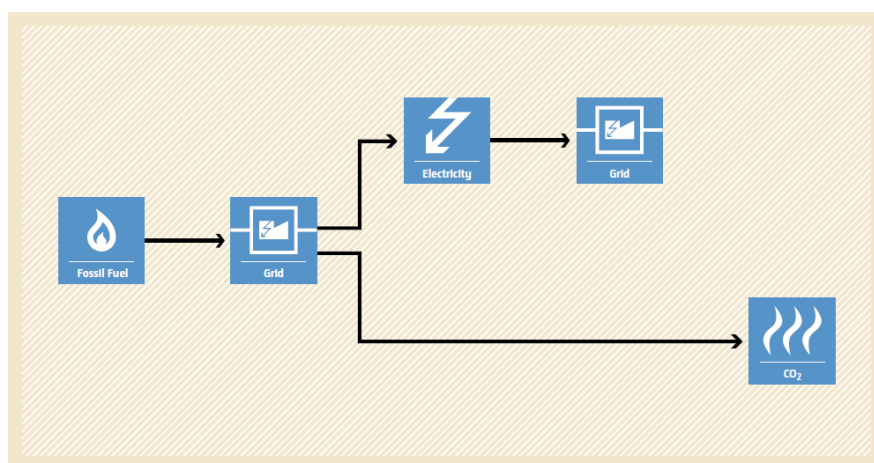


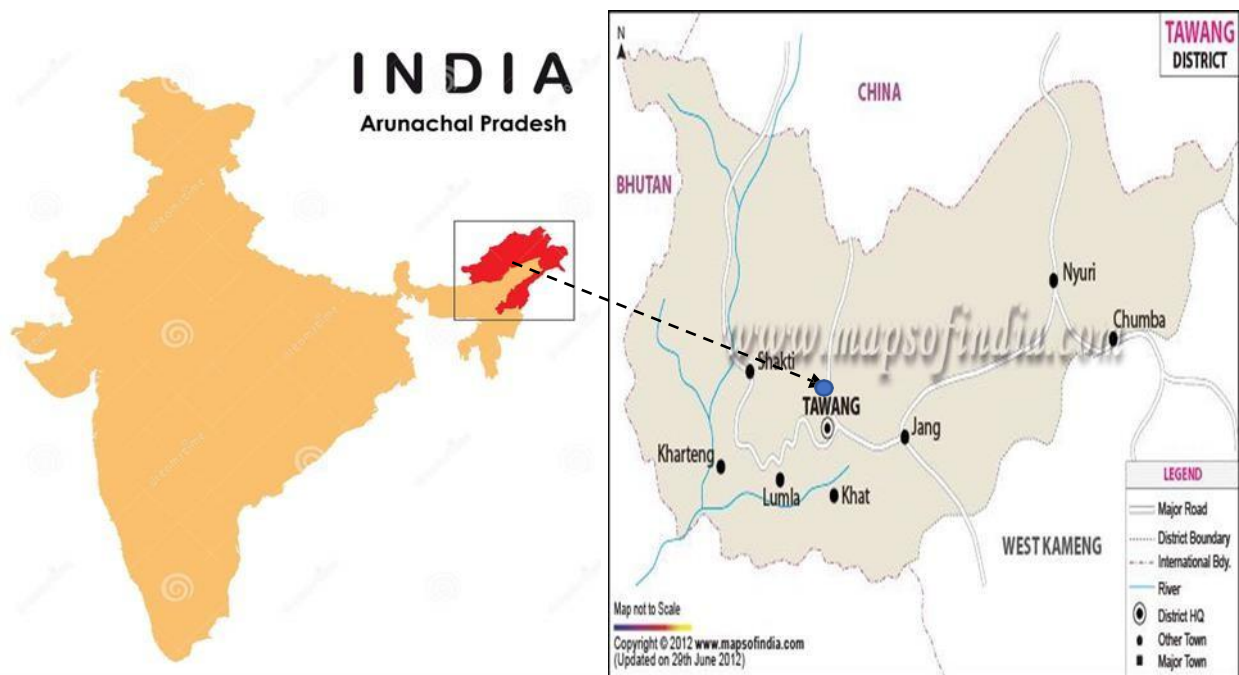
Figure 1 Baseline Scenario

A.2. Location of project activity

Country : India
State : Arunachal Pradesh
District : Tawang
Village : Jemeithang

The project location is situated at village Jemeithang of Tawang district in the state of Arunachal Pradesh. The nearest major railway station to Tawang is Rangapara Railway Station located in Tezpur. The project site is located about 430 kms from Tezpur. The Project site is connected to Tawang by all-weather road which is 90 kms away from Jemeithang. The geographic co-ordinate of the project locations is 27°42'26.95" N and 91°43'31.87" E.

The representative location map is included below:



(Courtesy: google map and images)

Project Site

A.3. Parties and project participants

Party (Host)	Participants
India	Creduce Technologies Private Limited (Representator) Contact person: Shailendra Singh Rao Mobile: +91 9016850742, 9601378723 Address: 2-O-13,14 Housing Board Colony, Banswara, Rajasthan - 327001, India. Hydro Power Development Corporation of Arunachal Pradesh Limited (Developer) Address: (Govt. of Arunachal Pradesh Enterprise) Park View Apartment, Lower Niti Vihar, District Papum Pare, Itanagar, Arunachal Pradesh – 791111, India

A.4. References to methodologies and standardized baselines

SECTORAL SCOPE - 01 Energy industries (Renewable/Non-Renewable Sources)

TYPE - Renewable Energy Projects

CATEGORY - AMS-I. D: “Grid connected renewable electricity generation”, Version 18¹

A.5. Crediting period of project activity

Start date : 01/01/2022
Crediting period corresponding to this monitoring period : 02 Years
01/01/2022 to 31/12/2023 (Both the dates are inclusive)

A.6. Contact information of responsible persons/entities

Name : Shailendra Singh Rao
Contact No : +91 9016850742, +91 9601378723
E-Mail : shailendra@creduce.tech

¹ <https://cdm.unfccc.int/UserManagement/FileStorage/2P7FS6ZQAR84LG3NMKYUH50WI9ODBC>

SECTION B. Implementation of project activity

B.1. Description of implemented registered project activity

a) Provide information on the implementation status of the project activity during this monitoring period in accordance with UCR PCN

The project consists of Two hydro turbines having aggregated installed capacity of 3000 kW which were commissioned on 23/01/2020 at Jemeithang village of District Tawang, Arunachal Pradesh. Hydro Power Development Corporation of Arunachal Pradesh Limited is the promoter of this project. Sumbachu Small hydroelectric project is a run - of - the river type which is developed on Sumbachu Nalla in District Tawang of Arunachal Pradesh.

b) For the description of the installed technology, technical process and equipment, include diagrams, where appropriate

The project activity involves Two hydro turbine generators of Horizontal Pelton of 1500 kW capacity each. The generators generate power at 3.3 kV, which can further be stepped up to 33 kV. The project activity can operate at rated frequency of 47.5-51.5 Hz and the voltage of 3.3 kV \pm 12.5 %. The average life time of the generator is around 35 years as per the equipment supplier specification. The other salient features of the technology are:

Design Discharge	1.485 cumecs
Gross Head	281 m
Net Head	271 m
Diversion Weir	
Type	Trench weir
Shape	Trapezoidal
Length	20 m
Design Discharge	1.84 m ³ /s including 5% flushing
Feeder Channel	
Length	55 m
Shape / Material	Rectangular / R.C.C (cut and cover)
Size	Bed width 1.00 m Height 1.20 m
Design Discharge	1.747 cumecs
Desilting Tank	
Total Length	35.0 m
Width	5.00 m
Full supply depth	1.80 m
Free board	0.30 m
Type / Material	R.C.C
Design Discharge	1.747 m ³ /s
Power Channel	
Length	270 m
Shape / Material	Rectangular / R.C.C (cut and cover)
Size	Bed width 1.17 m Height 1.20 m
Forebay Tank	

Total Length	12.0 m
Width	6.00 m
Full supply depth	2.70 m
Free board	0.50 m
Type / Material	R.C.C
Design Discharge	1.5 m ³ /s
Penstock	
Number	One
Diameter – Main pipe	750 mm (I.D.)
After bifurcation	520 mm (I.D.) and 16 mm thickness
Thickness for main pipe	8 mm, 12 mm, 16 mm & 20 mm
Length	728 m

B.2 Do no harm or Impact test of the project activity

Indian economy is highly dependent on “Coal” as fuel to generate energy and for production processes. Thermal power plants are the major consumers of coal in India and yet the basic electricity needs of a large section of population are not being met. This results in excessive demands for electricity and places immense stress on the environment.

Changing coal consumption patterns will require a multi-pronged strategy focusing on demand, reducing wastage of energy and the optimum use of renewable energy (RE) sources. This project is a greenfield activity where grid power is the baseline. The renewable power generation is gradually contributing to the share of clean & green power in the grid; however, grid emission factor is still on higher side which defines grid as distinct baseline.

The Government of India has stipulated following indicators for sustainable development in the interim approval guide lines for such projects which are contributing to GHG mitigations. The Ministry of Environment, Forests & Climate Change, has stipulated economic, social, environment and technological well-being as the four indicators of sustainable development. It has been envisaged that the project shall contribute to sustainable development using the following ways.

Social well-being: The project would help in generating direct and indirect employment benefits accruing out of ancillary units for implementation of the Hydro Turbine Generator and for maintenance during operation of the project activity. It will lead to development of infrastructure around the project area in terms of improved road network etc. and will also directly contribute to the development of renewable infrastructure in the region.

Environmental well-being: The project utilizes Hydro energy for generating electricity which is a clean source of energy. The project activity will not generate any air pollution, water pollution or solid waste to the environment which otherwise would have been generated through fossil fuels. Also, it will contribute to reduction GHG emissions. Thus, the project causes no negative impact on the surrounding environment contributing to environmental well-being.

Economic well-being: Being a renewable resource, using Hydro energy to generate electricity contributes to conservation precious natural resources. The project contributes to the economic sustainability through promotion of decentralization of economic power, leading to diversification of the national energy supply, which is dominated by conventional fuel based generating units. Locally, improvement in infrastructure will provide new opportunities for industries and economic activities to be setup in the area. Apart from getting better employment opportunities, the local people will get

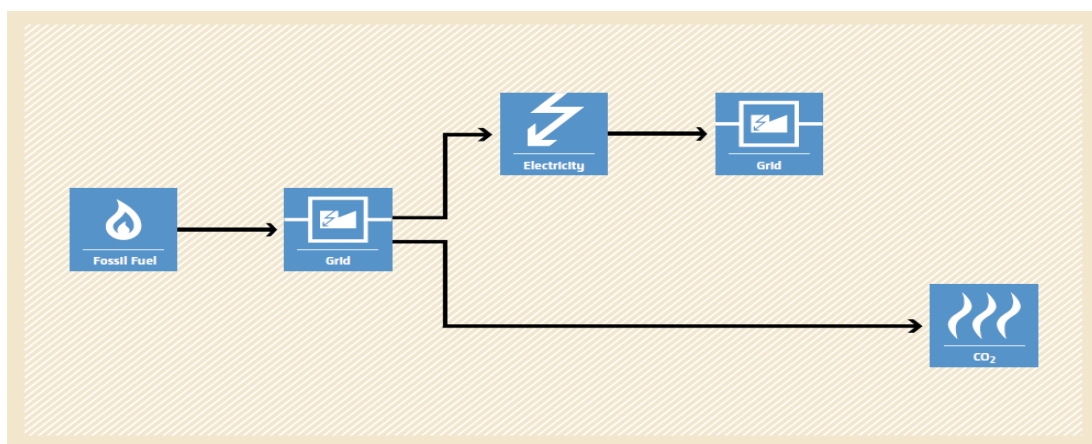
better prices for their land, thereby resulting in overall economic development.

Technological well-being: The project activity leads to the promotion of 3 MW Hydro Turbine Generator into the region and will promote practice for small scale industries to reduce the dependence on carbon intensive grid supply to meet the captive requirement of electrical energy and also increasing energy availability and improving quality of power under the service area. Hence, the project leads to technological well-being.

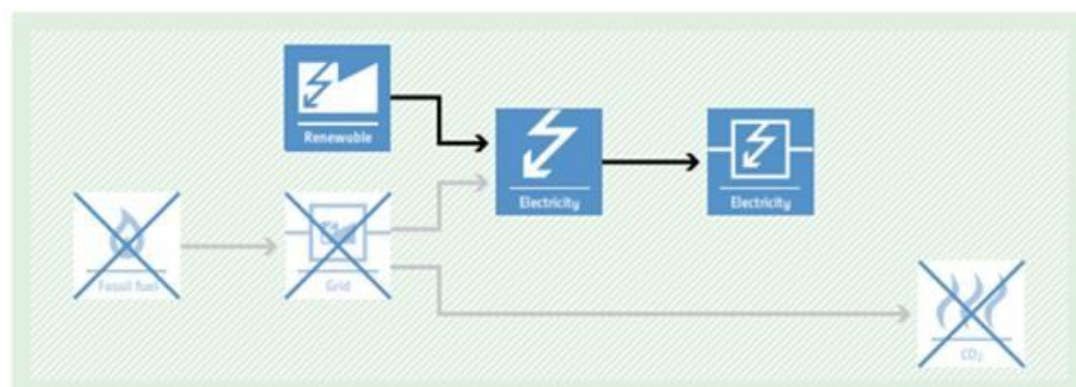
B.3. Baseline Emissions

In the absence of the project activity, the equivalent amount of electricity would have been imported from the regional grid (which is connected to the unified Indian Grid system (NEWNE Grid)), which is carbon intensive due to predominantly sourced from fossil fuel-based power plants.

Baseline Scenario:



Project Scenario:



Thus, this project activity was a voluntary investment which replaced equivalent amount of coal based electricity from the Indian grid. The project proponent was not bound to incur this investment as it was not mandatory by national and sectoral policies. Thus, the continued operation of the project activity would continue to replace fossil fuel-based power plants and fight against the impacts of climate change. The Project Proponent hopes that carbon revenues from 2022-2023 accumulated as a result of carbon credits generated will help repay the loans and help in the continued maintenance of this project activity.

B.4. Debundling

This project activity is not a de-bundled component of a larger project activity.

SECTION-C: Application of methodologies and standardized baselines

C.1. References to methodologies and standardized baselines

Sectoral Scope: 01 Energy industries (Renewable/Non-Renewable Sources).

TYPE I – Renewable Energy Projects.

Applied Baseline Methodology: AMS-I.D. “Grid connected renewable electricity generation”, Version 18.

C.2. Applicability of methodologies and standardized baselines

The project activity involves generation of grid connected electricity from the construction and operation of a new Hydro power-based project for selling it to state electricity board i.e., Department of power, Govt. of Arunachal Pradesh, Itanagar under the Power Purchase Agreement (PPA) signed between the Project Proponent (PP) and the utility. The project activity has installed capacity of 3 MW which will qualify for a small-scale project activity under Type-I of the Small-Scale methodology. The project status is corresponding to the methodology AMS-I.D., Version 18 and applicability of methodology is discussed below:

Applicability Criterion	Project Case
1. This methodology comprises renewable energy generation units, such as photovoltaic, hydro, tidal/wave, wind, geothermal and renewable biomass: (a) Supplying electricity to a national or a regional grid; or (b) Supplying electricity to an identified consumer facility via national/regional grid through a contractual arrangement such as wheeling.	The project activity is a Renewable Energy Project which falls under applicability criteria option 1 (a) i.e., “Supplying electricity to a national or a regional grid”. Hence the project activity meets the given applicability criterion.
2. This methodology is applicable to project activities that: (a) Install a Greenfield plant; (b) Involve a capacity addition in (an) existing plant(s); (c) Involve a retrofit of (an) existing plant(s); (d) Involve a rehabilitation of (an) existing plant(s)/unit(s); or (e) Involve a replacement of (an) existing plant(s).	The option (a) of applicability criteria 2 is applicable as project is a Greenfield plant /unit. Hence the project activity meets the given applicability criterion.

<p>3. Hydro power plants with reservoirs that satisfy at least one of the following conditions are eligible to apply this methodology:</p> <p>(a) The project activity is implemented in existing reservoir, with no change in the volume of the reservoir; or</p> <p>(b) The project activity is implemented in existing reservoir, where the volume of the reservoir(s) is increased and the power density as per definitions given in the project emissions section, is greater than 4 W/m².</p> <p>(c) The project activity results in new reservoirs and the power density of the power plant, as per definitions given in the project emissions section, is greater than 4 W/m².</p>	<p>It is run of river type of project; hence, this criterion is not applicable.</p>
<p>4. If the new unit has both renewable and non-renewable components (e.g., a wind/diesel unit), the eligibility limit of 15 MW for a small-scale CDM project activity applies only to the renewable component. If the new unit co-fires fossil fuel, the capacity of the entire unit shall not exceed the limit of 15 MW.</p>	<p>The proposed project is 3 MW Hydro Power Project, i.e., only component is renewable power project below 15MW, thus this criterion is not applicable to this project activity.</p>
<p>5. Combined heat and power (co-generation) systems are not eligible under this category.</p>	<p>The project is Hydro Power Project and thus, the criterion is not applicable to this project activity.</p>
<p>6. In the case of project activities that involve the capacity addition of renewable energy generation units at an existing renewable power generation facility, the added capacity of the units added by the project should be lower than 15 MW and should be physically distinct from the existing units.</p>	<p>The proposed project is a greenfield 3 MW Hydro Power Project, i.e., no capacity addition was done to any existing power plant. Thus, this criterion is not applicable to this project activity.</p>
<p>7. In the case of retrofit, rehabilitation or replacement, to qualify as a small-scale project, the total output of the retrofitted, rehabilitated or replacement power plant/unit shall not exceed the limit of 15 MW.</p>	<p>The proposed project is a greenfield 3 MW Hydro Power Project, i.e., no retrofit, rehabilitation or replacement was done to any existing power plant. Thus, this criterion is not applicable to this project activity.</p>
<p>8. In the case of landfill gas, waste gas, wastewater treatment and agro-industries projects, recovered methane emissions are eligible under a relevant Type III category. If the recovered methane is used for electricity generation for supply to a grid, then the baseline for the electricity component shall be in accordance with procedure prescribed under this methodology. If the recovered methane is used for heat generation or cogeneration other applicable Type-I methodologies such as “AMS- I.C.: Thermal energy production with or without</p>	<p>The proposed project is a greenfield 3 MW hydro power project hence, this criterion is not applicable to this project activity.</p>

electricity” shall be explored.	
9. In case biomass is sourced from dedicated plantations, the applicability criteria in the tool “Project emissions from cultivation of biomass” shall apply.	No biomass is involved, the project is only a Hydro Power Project and thus the criterion is not applicable to this project activity.

C.3 Applicability of double counting emission reductions

The project was not applied under any other GHG mechanism. Hence project will not cause double accounting of carbon credits (i.e., COUs).

C.4. Project boundary, sources and greenhouse gases (GHGs)

As per applicable methodology AMS-I.D. Version 18, **“The spatial extent of the project boundary includes the project power plant and all power plants connected physically to the electricity system.”**

Thus, the project boundary includes the Hydro Turbine Generator and the Indian grid system.

Source		Gas	Included?	Justification/Explanation
Baseline	Grid connected electricity generation	CO ₂	Yes	CO ₂ emissions from electricity generation in fossil fuel fired power plants
		CH ₄	No	Minor emission source
		N ₂ O	No	Minor emission source
		Other	No	No other GHG emissions were emitted from the project
Project	Greenfield Hydro Power Project Activity	CO ₂	No	No CO ₂ emissions are emitted from the project
		CH ₄	No	Project activity does not emit CH ₄
		N ₂ O	No	Project activity does not emit N ₂ O
		Other	No	No other emissions are emitted from the project

C.5. Establishment and description of baseline scenario (UCR Protocol)

As per para 19 of the approved consolidated methodology AMS-I.D. Version 18, if the project activity is the installation of a new grid-connected renewable power plant/unit, the baseline scenario is the following:

“The baseline scenario is that the electricity delivered to the grid by the project activity would have otherwise been generated by the operation of grid-connected power plants and by the addition of new generation sources into the grid”.

The project activity involves setting up of a new hydro power plant to harness the green power from hydro energy and to use for sale to national grid i.e., India grid system through PPA arrangement. In the absence of the project activity, the equivalent amount of power would have been generated by the operation of grid-connected fossil fuel-based power plants and by the addition of new fossil fuel-based generation sources into the grid. The power produced at grid from the other conventional sources which are predominantly fossil fuel based. Hence, the baseline for the project activity is the equivalent amount of power produced at the Indian grid.

A "grid emission factor" refers to a CO₂ emission factor (tCO₂/MWh) which will be associated with unit of electricity provided by an electricity system. The UCR recommends an emission factor of 0.9 tCO₂/MWh for the 2014-2023 years as a fairly conservative estimate for Indian projects not previously verified under any GHG program. Also, for the vintage 2023, the combined margin emission factor calculated from CEA database in India results into same emission factors as that of the default value. Hence, the same emission factor has been considered to calculate the emission reduction.

Net GHG Emission Reductions and Removals

$$ER_y = BE_y - PE_y - LE_y$$

Where:

- ER_y = Emission reductions in year y (tCO₂/y)
- BE_y = Baseline emissions in year y (t CO₂/y)
- PE_y = Project emissions in year y (tCO₂/y)
- LE_y = Leakage emissions in year y (tCO₂/y)

Baseline Emissions

Baseline emissions include only CO₂ emissions from electricity generation in power plants that are displaced due to the project activity. The methodology assumes that all project electricity generation above baseline levels would have been generated by existing grid-connected power plants and the addition of new grid-connected power plants.

The baseline emissions are to be calculated as follows:

$$BE_y = EG_{PJ,y} \times EF_{grid,y}$$

Where:

- BE_y = Baseline emissions in year y (tCO₂)
- EG_{PJ,y} = Quantity of net electricity generation that is produced and fed into the grid as a result of the implementation of this project activity in year y (MWh)
- EF_{grid,y} = UCR recommended emission factor of 0.9 tCO₂/MWh has been considered, this is conservative as compared to the combined margin grid emission factor which can be derived from Database of Central Electricity Authority (CEA), India. (Reference: General Project Eligibility Criteria and Guidance, UCR Standard, page 4)

Hence,

Baseline Emissions Calculation				
Sr.No	Year	EGpy (MWh)	EF _{grid,y}	BE _y
1	2022	4817.40	0.9	4,335
2	2023	6794.69	0.9	6,115
BE (tCO ₂ e) for the period of 2022 to 2023				10,450

Project Emissions

As per paragraph 39 of AMS-I.D., for most renewable energy project activities emissions are zero. Since the project activity is run of river type Hydro Power Plant Installation, project emission for this plant is nil.

Hence,

$$PE = 0$$

Leakage Emissions

As per paragraph 42 of AMS-I.D, version-18, all projects other than Biomass projects have zero leakage.

Hence,

$$LE = 0$$

Total Emission reduction by the project for the current monitoring period is calculated as below:

Hence,

$$ER = 10,450 - 0 - 0 = 10,450 \text{ CoUs}$$

C.6. Prior History

The project activity is a small-scale hydro project and was not applied under any other GHG mechanism prior to this registration with UCR. Also, project has not been applied for any other environmental crediting or certification mechanism. Hence project will not cause double accounting of carbon credits (i.e., COUs).

C.7. Monitoring period number and duration

Second Monitoring Period : 02 Years
01/01/2022 to 31/12/2023 (inclusive of both dates)

C.8. Changes to start date of crediting period

There is no change in the start date of crediting period.

The start date of crediting under UCR is considered as 01/01/2022, which is the project commissioning date.

C.9. Permanent changes from PCN monitoring plan, applied methodology or applied standardized baseline

As per the latest JMRs and commissioning certificate available, the monitoring period will be 01/01/2022 to 31/12/2023.

C.10. Monitoring plan

The project activity essentially involves generation of electricity from water, the employed Hydro Power Plant can only convert Hydro energy into electrical energy and does not use any other fossil fuel for electricity generation, thus no special ways and means are required to monitor leakage from the project activity. The recording of the electricity fed to the state utility grid is carried out jointly at the incoming feeder of the state power utility.

Parameter	$EG_{PI,y}$
Data unit	MWh
Description	Quantity of net electricity generation that is produced and fed into the grid as a result of the implementation of this project activity in year y.

Source of data Value(s) applied	JMR
Procedures	The Net electricity generation by the hydro power plant is recorded at the sub-station. At the end of every month Joint Meter Reading (JMR) is generated based on the total monthly electricity exported to the grid.
Monitoring frequency	Monthly
Purpose of data	To Calculate Baseline Emission

Data / Parameter	UCR recommended emission factor
Data unit	tCO ₂ /MWh
Description	A "grid emission factor" refers to a CO ₂ emission factor (tCO ₂ /MWh) which will be associated with unit of electricity provided by an electricity system. The UCR recommends an emission factor of 0.9 tCO ₂ /MWh for the 2014 - 2023 years as a fairly conservative estimate for Indian projects not previously verified under any GHG program. Hence, the same emission factor has been considered to calculate the emission reduction under conservative approach.
Source of data	https://a23e347601d72166dcd6-16da518ed3035d35cf0439f1cdf449c9.ssl.cf2.rackcdn.com//Documents/UCRStandardAug2024updatedVer7_020824191534797526.pdf https://cea.nic.in/wp-content/uploads/baseline/2024/04/User_Guide_Version_19.0.pdf
Value applied	0.9
Measurement methods and procedures	-
Monitoring frequency	Ex-ante fixed parameter
Purpose of Data	For the calculation of Emission Factor of the grid
Additional Comment	The combined margin emission factor as per CEA database (current Version 20, Year 2024) results into higher emission factor. Hence for 2023 vintage UCR default emission factor remains conservative.

ANNEXURE I (Emission Reduction Calculation)

3 MW Small Scale Hydro Power project in Jemeithang, Arunachal Pradesh, India												
Month - Wise Energy Delivered to Grid (in kWh)												
Year	Jan	Feb	Mar	Apr	May	Jun	Jul	Aug	Sep	Oct	Nov	Dec
2022	44,700	42,000	1,54,500	3,67,800	4,77,000	6,35,700	6,26,700	6,35,700	4,47,600	4,66,800	5,72,700	3,46,200
2023	2,03,700	1,71,900	4,52,400	4,31,100	4,92,600	6,71,100	8,52,421	10,67,700	9,57,770	9,93,720	3,62,062	1,38,218
Year-Wise Emission reduction calculation for the project activity												
Year	Total No. of Electricity delivered in kWh				Recommended emission factor tCO2/MWh				Total CoUs generated			
2022	48,17,400				0.9				4,335			
2023	67,94,691				0.9				6,115			
Total CoUs to be issued for the second monitoring period (01/01/2022 to 31/12/2023)												10,450